NELSON™
PLT SERIES CONNECTION KITS

SELECTION GUIDE

Nelson's PLT Series non-metallic connection kits are Factory Mutual, Underwriter's Laboratory and Canadian Standards Association approved for use in ordinary and Division 2 hazardous areas when used with approved. PLT Series connection kits are approved for use with all Nelson LT, HLT and NC Series field-fabricated heating cables. Enclosures supplied in PLT Series connection kits are rated NEMA 4X.



PLT-BC Power Connection Kit:

The PLT-BC Power Connection Kit is suitable for connecting up to two heating cables to customer supplied power wiring.

Kit Contents:
1 Universal Base, Box Adapter, Sealing Gasket, O-Ring and Locknut
1 Junction Box with Sealing Gasket and Cover
1 Sealing Grommet (Specify Cable Construction*)
1 Power Termination and Cable End Seal with Adhesive Sealant
1 3-Point Floating Terminal Block
1 Ground Connection Splice
2 Stainless Steel Pipe Clamps (Specify Pipe Size)
* Selection of -U grommet includes (1) additional power termination and (1) additional end seal for multiple cable entry.



PLT-BS Splice Connection Kit:

The PLT-BS Splice Connection Kit is designed for connecting two heating cables in an in-line splice configuration.

Kit Contents:
1 Universal Base, Box Adapter, Sealing Gasket, O-Ring and Locknut
1 Junction Box with Sealing Gasket and Cover
1 Universal Sealing Grommet
2 Power Terminations with Adhesive Sealant
1 3-Point Floating Terminal Block
1 Ground Connection Splice
2 Stainless Steel Pipe Clamps (Specify Pipe Size)



PLT-BY Tee Connection Kit:

The PLT-BY Tee Connection Kit is designed for connecting three heating cables in a tee splice configuration.

Kit Contents:
1 Universal Base, Box Adapter, Sealing Gasket, O-Ring and Locknut
1 Junction Box with Sealing Gasket and Cover
1 Watertight Connection Fitting and Hi-Temp Flexible Tubing
1 Sealing Grommet (Specify Cable Construction)
* Power Terminations and Cable End Seals with Adhesive Sealant
1 3-Point Floating Terminal Block
1 Ground Connection Splice
2 Stainless Steel Pipe Clamps (Specify Pipe Size)
* Number of cable terminations based on standard usage of tee splice configuration; (3) power terminations and (2) end seals.

NELSON™
PLT SERIES CONNECTION KITS

SELECTION GUIDE

Nelson's PLT Series non-metallic connection kits include all components necessary to complete the installation of Nelson's full line of heat tracing cables. The selection tables below allow for the proper specifying of the complete connection kit assembly (example: PLT - BC - J - 12).

PLT- _____ _____ _____

	SPECIFY PIPE SIZE
3	.75 – 3.0
12	3.5 – 12.0
20	12.5 – 20.0

	SPECIFY CABLE CONSTRUCTION
B	Braided Heater
J	Overjacketed Heater
U	Multiple (2) Cable Entry or Special Heater Constructions

	SPECIFY KIT CONFIGURATION
BC	Power Connection
BS	Splice Connection
BY	Tee Connection

Nelson Heat Tracing Systems products are supplied with a limited warranty. Complete Terms and Conditions may be found on Nelson's website at www.nelsonheaters.com.

NELSON HEAT TRACE
P.O. BOX 726 • TULSA, OKLAHOMA 74101 • 918-627-5530 • 918-641-7336 • www.nelsonheaters.com
© 2006 Nelson Heat Tracing Systems
309-SG-010
10/10



PLT-LP Connection Kit:

The PLT-LP Connection Kit is suitable for connecting up to two heating cables to customer supplied power wiring or as an in-line splice configuration utilizing a customer supplied junction box.[1]

Kit Contents:
1 Universal Base, Box Adapter, Sealing Gasket and Locknut
1 Sealing Grommet (Specify Cable Construction)

PLT-LPM Connection Kit:

The PLT-LPM Connection Kit is suitable for connecting up to two heating cables to customer supplied power wiring or as in an in-line splice configuration utilizing a customer supplied junction box.[1] This kit differs from the PLT-LP in that it also contains molded silicone cable terminations and the standard terminal block.

Kit Contents:
1 Universal Base, Box Adapter, Sealing Gasket and Locknut
1 Sealing Grommet (Specify Cable Construction*)
1 Power Termination and Cable End Seal with Adhesive Sealant
1 3-Point Floating Terminal Block
1 Ground Connection Splice
* Selection of -U grommet includes (1) additional power termination and (1) additional end seal for multiple cable entry.

PLT-LPS Connection Kit:

The PLT-LPS Connection Kit is suitable for connecting up to two heating cables to customer supplied power wiring or as in an in-line splice configuration utilizing a customer supplied junction box.[1] This kit differs from the PLT-LP in that it also contains shrink tube cable terminations and the standard terminal block.

Kit Contents:
1 Universal Base, Box Adapter, Sealing Gasket and Locknut
1 Sealing Grommet (Specify Cable Construction*)
1 Power Termination and Cable End Seal
1 Ground Connection Splice
* Selection of -U grommet includes (1) additional power termination and (1) additional end seal for multiple cable entry.



PLT-L Connection Kits:

The PLT-L Connection Kits are designed as end-of-circuit indicating light assemblies utilizing low temperature LED lamps. The -L is selectable for 120/208/240/277 VAC operation.

Kit Contents:
1 Universal Base, Box Adapter, Sealing Gasket and Locknut
1 Junction box with Sealing Gasket and Cover
1 Pilot Light Assembly (Specify Voltage)
1 Sealing Grommet (Specify Cable Construction)
1 Power Termination with Adhesive Sealant
1 Ground Connection Splice
2 Stainless Steel Pipe Clamps (Specify Pipe Size)

NELSON™
PLT SERIES CONNECTION KITS

SELECTION GUIDE

Nelson's PLT Series non-metallic connection kits include all components necessary to complete the installation of Nelson's full line of heat tracing cables. The selection tables below allow for the proper specifying of the complete connection kit assembly (example: PLT - LPM - J).

PLT _____ _____ **#**

	SPECIFY PIPE SIZE#
3	.75 – 3.0
12	3.5 – 12.0
20	12.5 – 20.0

Pipe Strap Selection is available only on PLT-L indicating light assemblies

	SPECIFY CABLE CONSTRUCTION
B	Braided Heater
J	Overjacketed Heater
U	Multiple (2) Cable Entry or Special Heater Constructions

	SPECIFY KIT CONFIGURATION
LP	Power Connection w/o Junction Box[1]
LPM	Power Connection w/o Junction Box[1] w/Molded Terminations
LPS	Power Connection w/o Junction Box[1] w/Shrink Terminations
L120	End-of-Circuit indicating Light - 120 VAC
L208	End-of-Circuit indicating Light - 208 VAC
L240	End-of-Circuit indicating Light - 220-240 VAC
L277	End-of-Circuit indicating Light - 277 VAC

[1] Suitable for use with any approved industrial enclosure with a maximum wall thickness of .1875" or conduit outlet/junction box with .75" threaded hubs.

Nelson Heat Tracing Systems products are supplied with a limited warranty. Complete Terms and Conditions may be found on Nelson's website at www.nelsonheaters.com.

P.O. BOX 726 • TULSA, OKLAHOMA 74101 • 918-627-5530 • 918-641-7336 • www.nelsonheaters.com

© 2004 Nelson Heat Tracing Systems